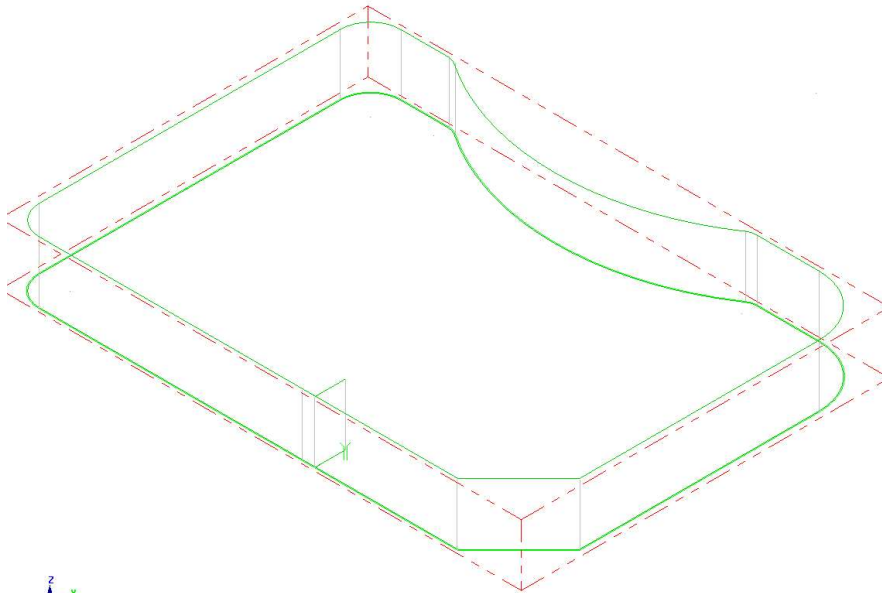


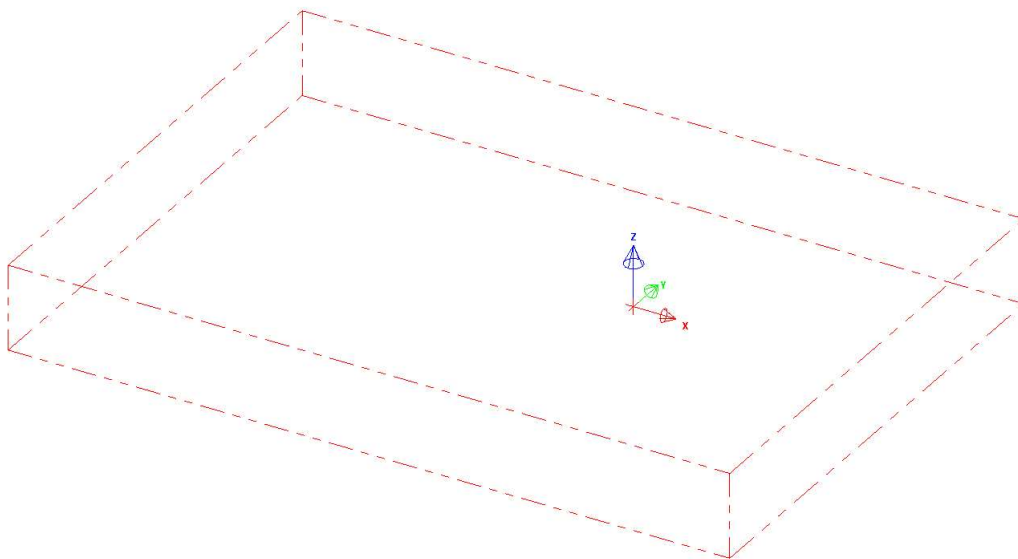
General Information

Date & Time: Monday, October 19, 2015 2:44 PM	Machine Group: Wire Machine Group 1	Units: Inch
Project: Sample Varco Setup Sheet	Customer: Varco Reporting	
Programmer: Jim Varco	Note 1:	
Drawing:	Note 2:	
Revision:	Test Note:	
Mastercam File: D:\MASTERCAM\SHARED MCAMX8\MCX\WIRE\CONTOUR - BASIC CONTOUR.MCX-9		



8.536 mm
Metric

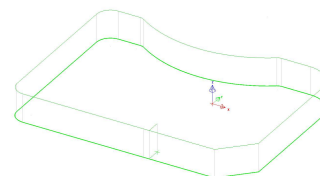
Stock	Shape: Box	Material: ALUMINUM inch - 2024
	Size: X85.0000 mm, Y60.0000 mm,	



Operations List for "EDM2-MM.NC"

OP# 1:

Type: Wire Contour	UV Height: 10.0 mm	Wire: Yes
Prg. No.: 2	XY Height: 0.0 mm	Power: Yes
Path Length: 566.075 mm	Land Height: 0.5 mm	Fill Tank: Yes
Comment:		Flush: Off
Wire Diameter: 0.305 mm		
	Cut Position: X0.0000 mm, Y-1.7045 mm, Z0.0000 mm	
	Start Position: X0.0000 mm, Y0.0000 mm, Z0.0000 mm	



Passes:

Starting Pass: 1 Total Passes: 2

No.	Condition	Offset	Comment	No.	Condition	Offset	Comment
1	101	0.0 mm		2	102	0.0 mm	